

LUMENTURE®

T65 TRACK HEADS

TYPE: _____

PROJECT: _____



The T65 track cylinder is designed to blend seamlessly into a wide range of environments - including retail, commercial, restaurant and hospitality settings. Coming standard with Lumenture's patent-pending, low-profile Infinity Adapter™ - the T65 has the ability to rotate continuously for effortless aiming. Specification level details - including no exposed hardware, special attention to finish and the ability to integrate a number of accessories - make the T65 one of the leading-edge track heads on the market.



Weight
19 oz.



Wattage
18 W



Input
120V AC



Material & Finish
Die - cast aluminum housing, Powdercoat



Movement
∞ Infinite rotation
90° tilt



Life
50,000 hours



Accessories
Field replaceable optics & accessories

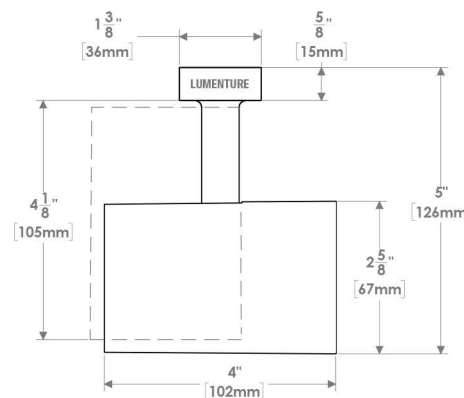


Dimmable
Triac & ELV



Optics
Custom TIR optics

Please see page 3 for a full list of accessories.



ORDERING

FIXTURE	CCT/CRI*	LUMENS	BEAM SPREAD*	FINISH	TRACK TYPE
T65 Track Head	22H - 2200K, CRI 90+	1500	10 - 10°	W - White	J - J Type (Standard)
	27H - 2700K, CRI 90+		15 - 15°	B - Black	H - H Type
	30K - 3000K, CRI 80+		25 - 25°	C - Custom	L - L Type
	30H - 3000K, CRI 90+		40 - 40°		
	30V - 3000K, CRI90+, VividLight™		60 - 60°		
	30D - 3000K, CRI90+, Dim-to-Warm				
	35H - 3500K, CRI 90+				
	40H - 4000K, CRI 90+				

*Custom options available, please consult factory.



ORDER EXAMPLE: **T65-30H-1500-25-W-J**

Listings: Certified to UL standard 1574 and CSA C22.2 No. 9.0 for dry locations



Product specifications subject to change.

PHOTOMETRICS

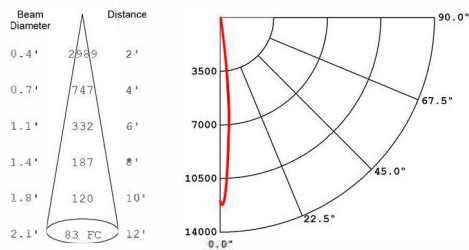
Lumen output values fluctuate based on CCT and CRI. To estimate delivered lumen output of the various CCT/CRI options, multiply nominal lumens (1500 lumens) by the multiplier below.

CODE	CCT	CRI	TECHNOLOGY	DEGREE				
				10	15	25	40	60
22H	2200K	90+	Standard	0.60	0.65	0.65	0.70	0.70
27H	2700K	90+	Standard	0.75	0.80	0.80	0.85	0.85
30H	3000K	90+	Standard	0.80	0.85	0.85	0.90	0.90
30K	3000K	80+	Standard	0.95	1.00	1.00	1.05	1.05
30V	3000K	90+	VividLight™	N/A	0.70*	0.70*	0.75*	0.75*
30D	3000K	90+	Dim-to-Warm	N/A	0.75	0.75	0.80	0.80
35H	3500K	90+	Standard	0.85	0.90	0.90	0.95	0.95
40H	4000K	90+	Standard	0.85	0.90	0.90	0.95	0.95

Luminaire maintains a lumen output tolerance of +/- 7.5%
*VividLight™ perceived brightness is significantly higher than measured lumens.

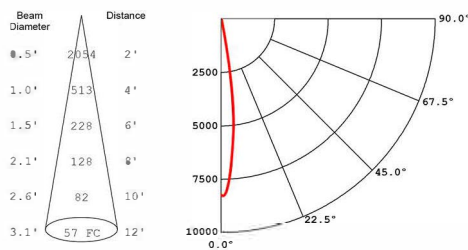
T65 - 10 Degree

Delivered Light Output: 1250 Lumens
Total Watts @120V: 18;
Lumens Per Watt: 70
Center Beam Candle Power: 11954
Spacing Criteria: 0.2



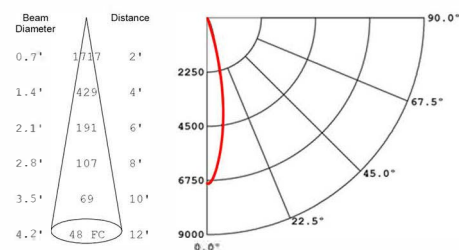
T65 - 15 Degree

Delivered Light Output: 1500 Lumens
Total Watts @120V: 18;
Lumens Per Watt: 83
Center Beam Candle Power: 8214
Spacing Criteria: 0.3



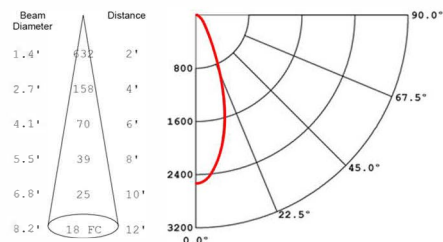
T65 - 25 Degree

Delivered Light Output: 1500 Lumens
Total Watts @120V: 18;
Lumens Per Watt: 83
Center Beam Candle Power: 6869
Spacing Criteria: 0.4



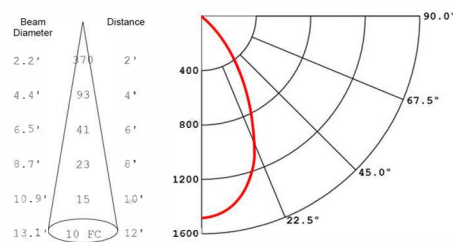
T65 - 40 Degree

Delivered Light Output: 1500 Lumens
Total Watts @120V: 18;
Lumens Per Watt: 83
Center Beam Candle Power: 2527
Spacing Criteria: 0.6



T65 - 60 Degree

Delivered Light Output: 1500 Lumens
Total Watts @120V: 18;
Lumens Per Watt: 83
Center Beam Candle Power: 1481
Spacing Criteria: 0.9



Product specifications subject to change.



DIMMING

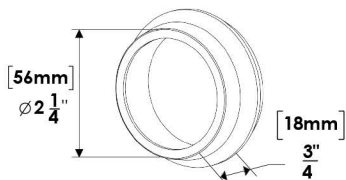
Dimming is standard and allows for smooth illumination down to 1% with certain dimmers. Compatible with most triac (forward phase) and ELV (reverse phase) dimmers. For dimmer compatibility, refer to the Dimming Compatibility document on our website.



TRACK COMPATIBILITY

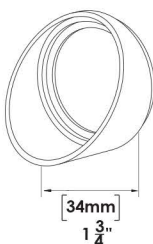
Lumenture J-Type track adapters are designed for use with Lumenture's track systems, as well as Juno® & Contech® track. Our H-Type adapter is compatible with Halo® track and L-Type adapter is compatible with Lightolier® track. Registered trademarks are property of their respective owners.

ACCESSORIES



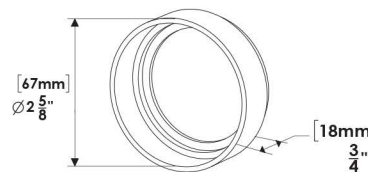
T65-SN-x
Standard Tapered Snoot

Will accept up to two (2) accessories.
Finish: W, B, C, the inside surface is black.



T65-HS-x
Half Snoot

Will accept up to two (2) accessories.
Finish: W, B, C, the inside surface is black.



T65-SNC-x
Cylinder Snoot

Will accept up to two (2) accessories.
Finish: W, B, C, the inside surface is black.

LENSES & LOUVERS



T65-HL
Black Honeycomb
Louver



T65-CB
Black Cross
Baffle



T65-CR
Concentric
Ring Baffle

Accessories other than thin-film accessories [may] require a snoot. Please consult factory.

T65-x Lens Accessories

- CL** (Clear)
- G** (Green)
- LB** (Light Blue)
- R** (Red)
- RO** (Rose)
- Y** (Yellow)
- LS** (Linear Spread)
- SOL** (Solite)